

enigmamalife⁺

Inspired by nature, designed for living



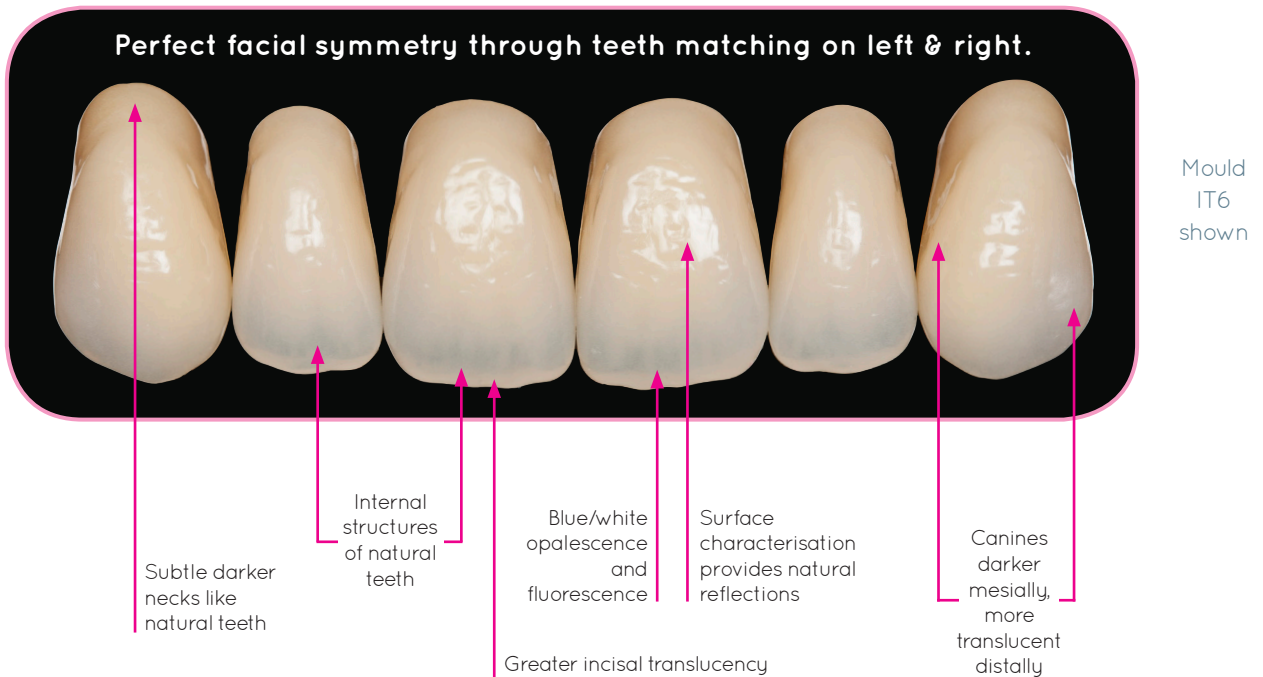
Mould Chart

schoöttlander

enigmalive⁺ denture teeth are truly inspired by nature. Our guide in their design was the beauty, detail and proportions that nature builds into our teeth and we sought to reproduce its miracle. Never before in a range of denture teeth has so much attention been paid to its natural beauty.

Not only do **enigmalive⁺** look and feel like your patients' own teeth, they help them to regain their appearance and function. Compare them to any denture teeth that you have used before, and you will see why they set the new standard. **enigmalive⁺** are the teeth of choice when you are seeking to provide the very best dentures for your patients.

enigmalive⁺ unique characteristics

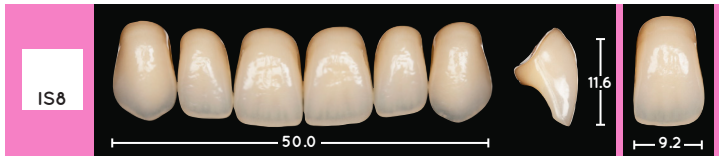
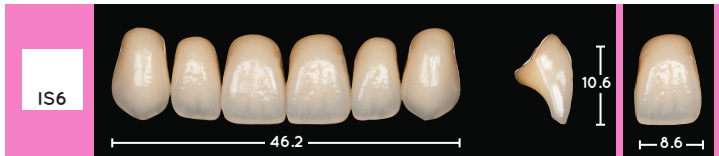
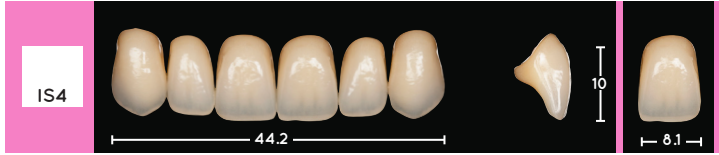


enigmalive⁺ inspiration anteriors are based on exhaustive studies of natural dentition. Their design includes:

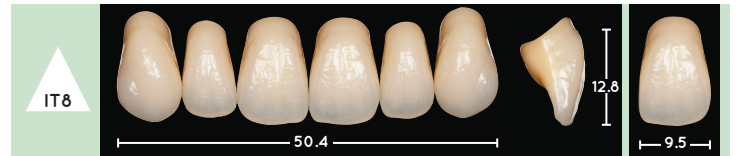
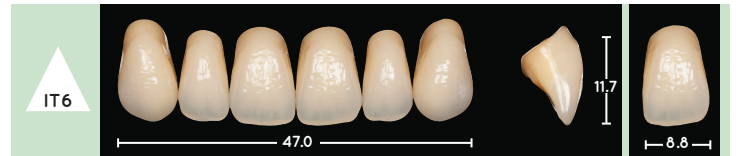
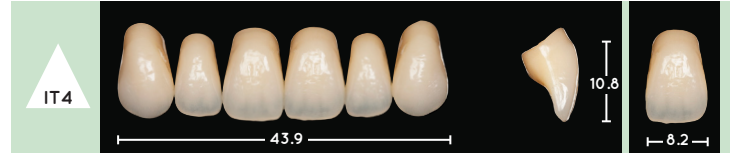
- Natural anatomical shapes and carefully sculpted marginal ridges provide a remarkable true to nature three dimensional appearance.
- Internal layering reproduces the complexity of a natural tooth and provides incredible vitality.
- A beautiful smile is symmetrical around the centre line of the face. **enigmalive⁺** teeth are exact mirror images on each side of the mouth.
- Greater incisal translucency.
- Like natural teeth, **enigmalive⁺** have a natural opalescent look and fluoresce under UV light, so appear vital even under different lighting conditions.
- Simulation of the perikymata on the labial surfaces provides natural reflections.
- Laterals are lighter than centrals. Canines are darker mesially with greater translucency distally.
- The necks of natural teeth are darker and this is also subtly reproduced in **enigmalive⁺** teeth.
- **enigmalive⁺ inspiration** anterior teeth have long contacts to reduce the gum visible at the cervical margins.



IS enigmалife⁺ inspiration*
Upper Anteriors



IT enigmалife⁺ inspiration*
Upper Anteriors



enigmалife⁺ shade selection

The **enigmалife⁺** shade system gives you a choice of sixteen A-D shades together with two bleach shades BL2 and BL3. Shade selection should be carried out with the patient either in daylight or defined lighting conditions (5500°K colour temperature). The **enigmалife⁺** shade guide enables consistent and accurate shade taking because it is made from the same materials and uses the same layering system as the **enigmалife⁺** teeth themselves.

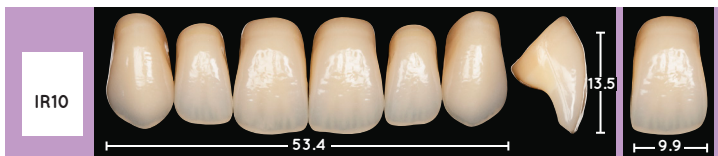
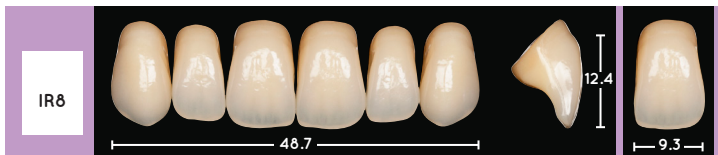
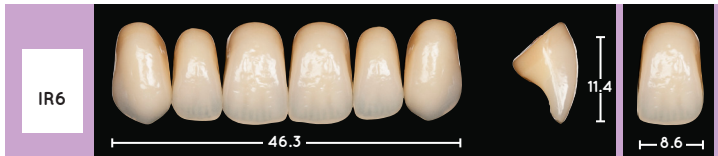
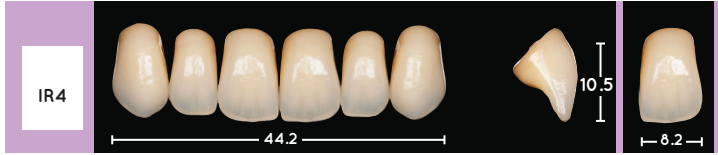
- 16 Shades A-D
- Bleach shades BL2 & BL3



*Registered Designs.

IR

enigmalive⁺ inspiration* Upper Anteriors



Some advantages of enigmalive⁺ teeth are:

- Aesthetics never before achieved in a denture tooth.
- Natural opalescence and fluorescence.
- Laterals, canines and centrals are all true to nature.
- Advanced occlusal concept to improve stability and comfort.
- Can be set up to almost any occlusal arrangement.
- High strength and wear characteristics.
- Improved colour stability and plaque resistance.
- Strong bond to the denture base material.
- Eighteen beautiful shades including 16 A-D and two new bleach shades BL2 and BL3.

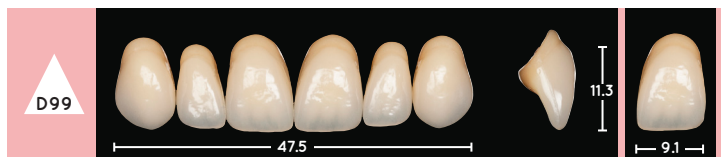
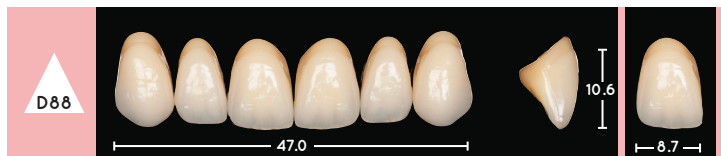
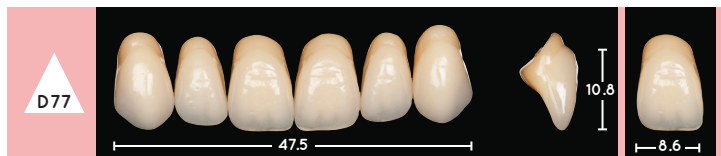
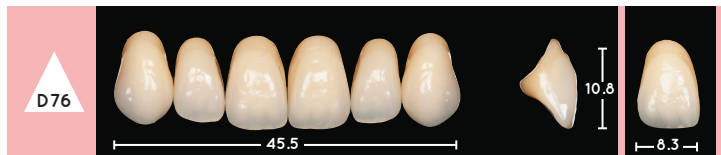
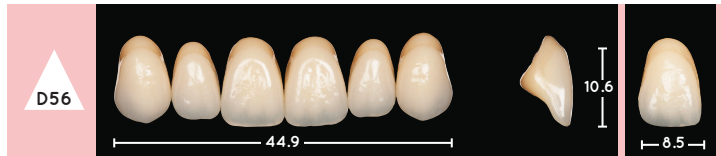
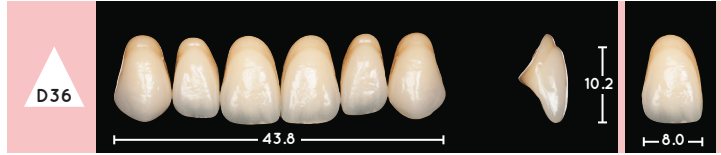
enigmalive⁺ inspiration combination table

Upper Anteriors	Lower Anteriors	P Posteriors	S Posteriors
IR4	L5/L6	P3/P5	S4
IR6	L7/L8	P4/P5	S6
IR8	L9/L10	P4/P6	S8
IR10	L10/L11	P6	S8
IS4	L5/L6	P3/P5	S4
IS6	L7/L8	P5	S6
IS8	L9/L10	P4/P5	S8
IT4	L6/L7	P3/P5	S4
IT6	L7/L8	P4/P5	S6
IT8	L10/L11	P4/P6	S8

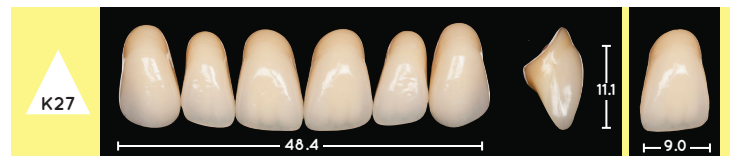
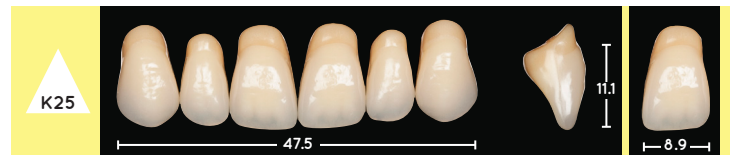
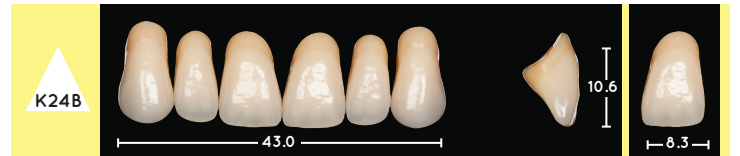
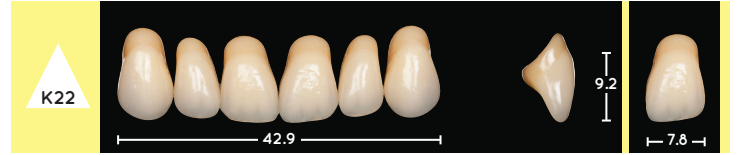
enigmalive⁺ character combination table

Upper Anteriors	Lower Anteriors	P Posteriors	S Posteriors
D36	L5/L6	P3/P5	S4
D56	L6/L7	P3/P5	S4
D76	L6/L7	P3/P5	S6
D77	L7/L8	P4/P5	S6
D88	L7	P4/P5	S6
D99	L7/L8	P4/P5	S8
K22	L3/L4	P1/P3	S4
K24B	L4/L5	P3/P5	S6
K25	L7/L8	P4/P5	S6
K27	L8	P4	S8
K41	L3/L4	P3/P5	S4
S11	L3/L5	P1/P3	S4
S12	L5/L6	P1/P3	S4
S13	L4/L5	P3/P5	S4
S14	L6/L7	P5	S6
S15	L8/L9	P4	S8
S17	L9/L10	P6	S8
S66	L5/L6	P3/P5	S6

D enigmalive⁺ character Upper Anteriors



K enigmalive⁺ character Upper Anteriors



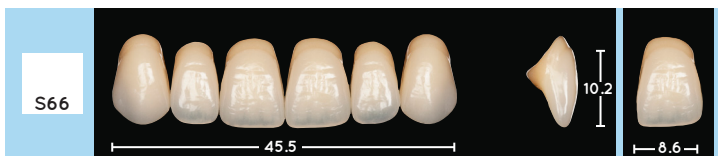
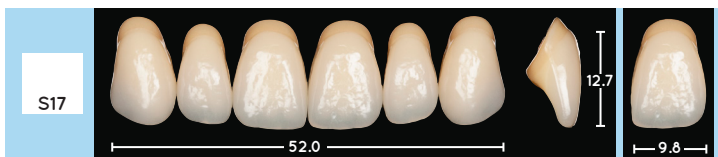
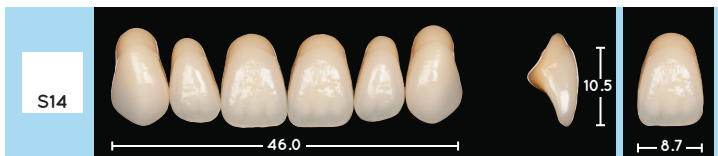
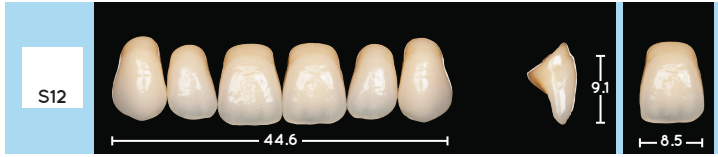
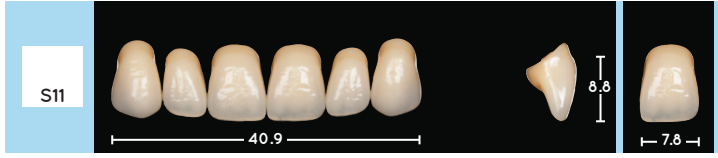
enigmalive⁺ character

The **enigmalive⁺ character** range of anterior teeth are chosen from shapes that have proven themselves over time as natural favourites with both denture wearers and the clinical team. We have designed them incorporating the aesthetic advances of the whole **enigmalive⁺** range. The incisal edges of both centrals and laterals have greater translucency with a blue white opalescence and with natural mamelons in both upper and lower sets. Some moulds in the range have longer darker necks, perfectly reflecting the relationship between anatomic root and crown.

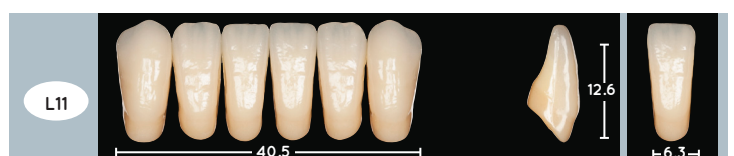
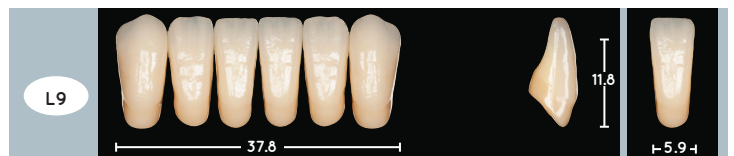
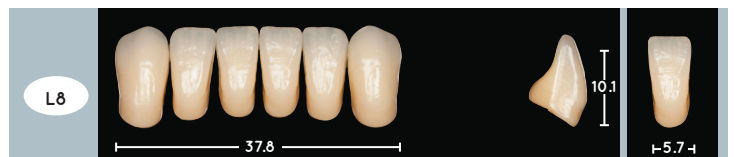
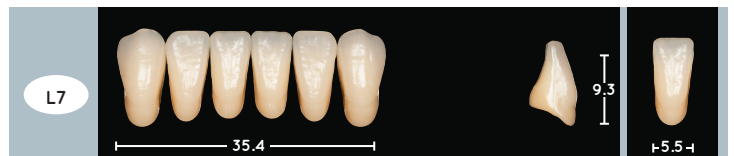
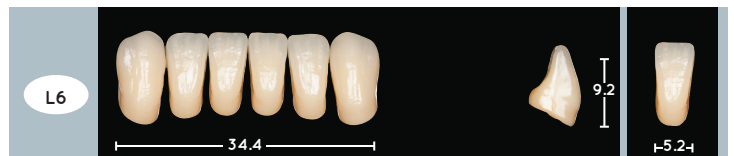
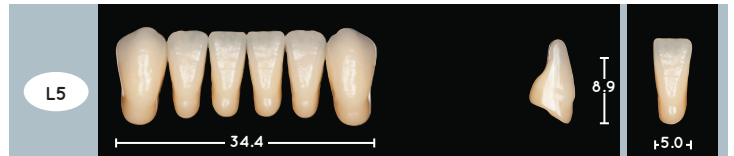
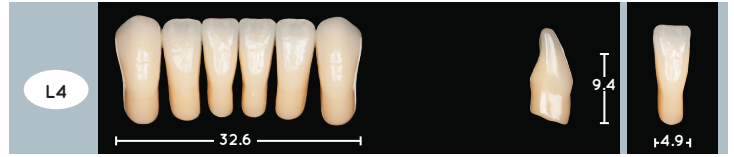
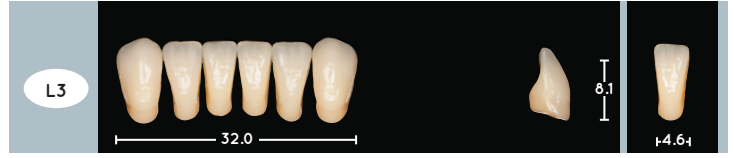


S

enigmalive⁺ character
Upper Anteriors



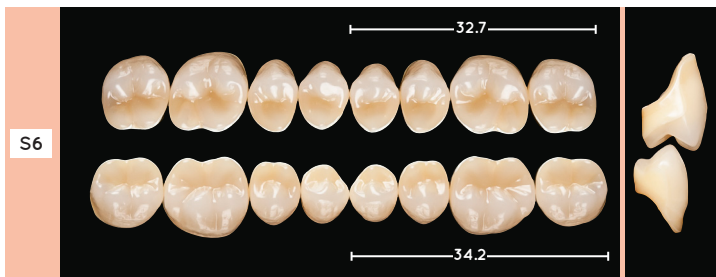
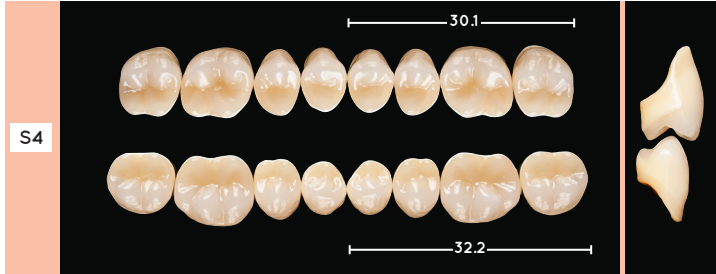
enigmalive⁺
Lower Anteriors





enigmalive⁺ S Posteriors**

Designed by Professor Rudolph Slavicek



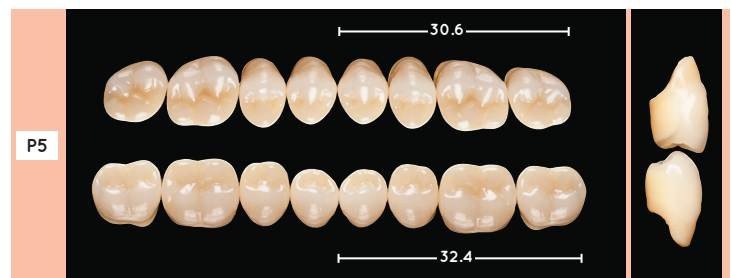
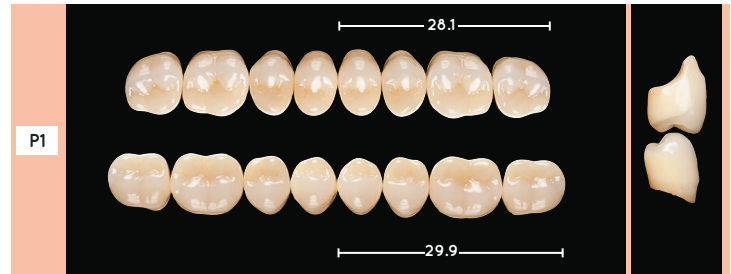
enigmalive⁺ S posteriors have been created by the world leading gnathological expert, Professor Rudolph Slavicek, they reproduce the form and function of natural teeth. The 30° cuspal inclination of the upper first molar accords with his detailed research on the natural dentition. The palatal stamp cusps of the uppers have precise natural relationships with the corresponding fossa and marginal ridges of the lowers. This relationship enables the dentures to have maximum stability when the patient bites together and improves patient comfort.

Mould	L6(mm)	Mould	L8(mm)
PIU	8.4	PIL	7.3
P3U	8.5	P3L	7.8
P4U	9.3	P4L	8.6
P5U	8.4	P5L	8.3
P6U	10.4	P6L	9.4
S4U	9.5	S4L	9.0
S6U	10.6	S6L	9.6
S8U	10.7	S8L	10.3

L6: Maximum dimensions of the crowns of the maxillary left first molars.

L8: Maximum dimensions of the crowns of the mandibular left first molars.

enigmalive⁺ P Posteriors



enigmalive⁺ P posteriors have been designed for dentures where increased tongue space is required. Upper teeth have a cusp angle of 23° but lowers are flatter to aid mastication and allow for fast setting up. Whether in balanced or lingualised occlusion, this range interdigitates easily.

In common with other composite teeth, enigmalive⁺ composite posteriors can be affected by plaster removal solutions containing caustic soda (sodium hydroxide). These should be avoided.

**International patents pending.

Schottlander Support & Training Courses

Dentistry is becoming more technically demanding as materials and techniques become more sophisticated, enabling improvements in patient care. At Schottlander we believe in continuing education and training as well as in providing technical support to our customers. Schottlander run courses at our purpose built Training Centre in Hertfordshire, and throughout the UK, as well as worldwide through our distributor network.

All Schottlander courses are listed on www.schottlander.com or alternatively please contact the Schottlander Education & Events Coordinator on email: courses@schottlander.co.uk or **Freephone 0800 97 000 79**.



On our journey to achieve perfection we are indebted to so many clinicians and technicians who have helped us with their comments and advice.

Special thanks go to:

Mr Andrew Barrs, Dr John Besford, Dr Linda Blakely, Mrs Ruth Bourke,
Mr Trevor Brooker, Mr Ashley Byrne, Mr Roy Dixon,
Mr Chris Egan, Professor Mike Fenlon, Mr Rowan Garstang,
Mr Brendon Hudson, Mr Ian Jameson, Dr Andrew Juszczuk,
Mr Chris Lyons, Dr Daniela Mancuso, Mr Andreas Mayer,
Mr Andy Mills, Professor Frauke Mueller, Mr Rainer Reingruber,
Mr Georg Resch, Professor Martin Schimmel, Professor Rudolph Slavicek,
Mr Christian Smaha, Mr David Smith, Mr Stuart Smith, Dr Charlotte Stilwell,
Dr Finlay Sutton, Dr Phil Taylor, Mr Dave Turner, Mr Richard Tyrrell,
Mr Richard Wainwright, Mr John Wibberley and Mr Matt Wilde.

enigmalive is a registered trademark of Davis Schottlander & Davis Ltd, England.

Davis Schottlander & Davis Ltd

Fifth Avenue, Letchworth Garden City, Herts, SG6 2WD England
Tel +44 (0)1462 480848 Fax +44 (0)1462 482802
Freephone 0800 97 000 79 Freefax 0800 97 000 78
e-mail: sales@schottlander.co.uk export@schottlander.co.uk
www.schottlander.com

schottlander