

 start your mectron



WE ♥ PROPHYLAXIS



COMBI *touch*

■ stop all that stuff

There are countless instruments you currently use during an ordinary prophylaxis treatment: cures, scalers, contra angles, polishers, pastes – wouldn't it be perfect if you could have them all in one?

► start all in one

Well, now you can: the combi *touch* combines ultrasound and air polishing in one unit – it allows complete prophylaxis treatment from removal of supragingival and subgingival calculus to gentle removal of stain and biofilm and even implant cleaning.



► supra and subgingival


Easily switch during the treatment between supra and subgingival air polishing by simply pressing prophy or perio button.

► clogging protection

Once the unit is switched on, the tubing remains clean by a consistent stream of light air.

► ergonomic touch panel

Due to the ergonomic touch panel, you control every function as fast and intuitive as never before – and at the same time clean and disinfect the device in literally no time.



► led handpiece

The 360° rotatable LED cone of the ultrasound handpiece lets you set the light focus on the insert tip in every situation – regardless of the insert shape.

► refill function

Thanks to the exclusive „refill“ function, you can easily remove the powder chambers without switching the unit off, for fast and efficient maintenance.

► irrigation system

Two irrigation lines for the ultrasound system, tap water or 500 ml bottle for flexible use of water or medicinal solutions.

► Soft Mode

mectron's innovative SOFT MODE reduces the amplitude of the ultrasound oscillations to allow the insert to move gently and efficiently. The result: treatment efforts are met perfectly – sensitive patients are treated nearly painless and with maximum comfort.



► 3 different nozzles

Always best access - 90° and 120° angled spray nozzles for supra- and subgingival use in periodontal pockets up to 5 mm depth.

The Perio nozzle equipped with the disposable sterile Subgingival Perio Tip provides optimal access in pockets deeper than 5 mm.

Each nozzle is easily attached with just a click and is safely fixed to the air-polishing handpiece, thanks to a dedicated security connection system.



► 500 ml bottle

The illuminated bottle-system lets you use different liquids (e.g. chlorhexidine in perio or sodium hypochlorite in endo).



► 2 removable powder chambers

Thanks to the refill function, powder chambers are easily removable for flexible use of sodium-bicarbonate powder (prophy) and glycine powder (perio).



► Subgingival Perio Tip

Flexible and soft - the subgingival, disposable Perio Tip will come sterile and gets simply attached to the perio nozzle by hand.



► wide range of treatments

There are more than 45 ultrasound inserts available – for scaling, perio, endo and restorative treatments.



► Pulse Mode

The PULSE MODE transforms the ultrasound oscillation to a new profile – which results in an optimized performance for extractions and prosthetics.



COMBI + TURBODENT

■ stop occasional prophylaxis treatments

Prophylaxis treatments are performed occasionally in many practices – however, this part of your job is quite lucrative?

▶ start from 9 to 5

Why not do this all day long? combi or turbodent are your air polishing units for doing more prophylaxis treatments than ever before: both units feature a large powder chamber, which is sufficient for more than 3 patients, in most cases – and the non-clogging nozzle construction puts them among the most reliable units on the market.



► supra and subgingival

Easily switch between supra and subgingival air polishing by pressing one button.



► various treatments

There are more than 45 ultrasound inserts available – for scaling, perio, endo and restorative treatments.

► large powder chamber

The large powder chamber guarantees you the maximum efficiency.

► controlled powder jet

Powder and water travel separately until they reach the nozzle: as a result the water surrounds the jet of powder and air and prevents powder dust.

► clogging protection

The tubing is cleaned by a permanent air stream – and once the handpiece is placed into the cradle, a pressure release is automatically triggered, which empties entirely the tubing.



combi



turbodent





STARJET

■ stop limitations

A typical scenario - you complete the supragingival air polishing with your turbine-adapted handheld unit and your next step is subgingival cleaning but your unit is not intended for this use.

► start flexibility

With the starjet, these limitations no longer exist. With the flexibility of choosing the appropriate powder, you can easily switch from supra- to subgingival by simply turning the selection ring between prophy and perio. Not flexible enough? You can also select your preferred nozzle, with three options.



► 3 different nozzles, two lengths

Always best access - 90° and 120° angled spray nozzles for supra- and subgingival use in periodontal pockets up to 5 mm depth.

The Perio nozzle equipped with the disposable sterile Subgingival Perio Tip provides optimal access in pockets deeper than 5 mm.

The optional nozzles are also available in two lengths, for greater efficiency and flexibility. Just one click connects the nozzles safely to the air polishing hand-piece, thanks to a dedicated security connection system.



► transparent powder chamber

For the best powder level visibility.

► easy filling

Refills are clean and simple due to the lateral opening of the powder chamber. No balancing act or messy spills.



► Subgingival Perio Tip

Flexible and soft - the subgingival, disposable Perio Tip will come sterile and attaches easily to the perio nozzle by hand.



► exclusive twist ring for powder selection

Reach the maximum flexibility as it can be used supra- and subgingival.



► 7 different turbine adapters

- Bien Air Unifix and Unifix L
- KaVo multiflex and multiflex lux
- Sirona R and B
- W&H Roto Quick and Roto Quick lux
- NSK
- Midwest
- Borden





AIR POLISHING POWDERS

■ stop too much choice

The number of powders for dental use is countless - how on earth could you possibly find exactly the one you need to achieve the best results?

► start always the right choice

Here's a tip: just go for the well-known Mectron quality. Our specially developed air polishing powders not only come with a hydrophobic effect, which prevents clogging perfectly – but, more importantly, they also guarantee perfect air polishing results.

INDICATIONS	INTENSE	SMOOTH	SENSITIVE
SUPRAGINGIVAL BIOFILM REMOVAL	●	●	●
SUBGINGIVAL BIOFILM REMOVAL			●
IMPLANT PATIENT MAINTENANCE			●
FIXED ORTHODONTIC APPLIANCES		●	●
REMOVAL OF STAINS AND PIGMENTATIONS	●	●	
PERIODONTAL POCKETS DETOXIFICATION			●
PERI-IMPLANTITIS TREATMENT			●
PREPARATION FOR WHITENING		●	●
CLEANING OF RESTORATION MATERIALS		●	●
CLEANING OF CAVITY MARGINS BEFORE ETCHING	●	●	
CLEANING OF FISSURES BEFORE SEALING	●	●	●
RESTORATIONS MAINTENANCE		●	●

► PROPHYLAXIS POWDER SENSITIVE - GLYCINE POWDER

► reduction in pocket depth

The use of a glycine powder leads to a reduction in pocket depth compared with conventional scaling and root planing*. The results are easier handling, faster treatment and not least, better patient acceptance: they report less pain and a more pleasant taste.

► smaller particles

Mectron sensitive powder consists of much smaller particles ($< 25 \mu\text{m d}_{50}$) than sodium bicarbonate powders – plus the particles are water soluble.



► PROPHYLAXIS POWDER SMOOTH



► spherical particles

Calcium carbonate-based particles (average size between 45 μm and 75 μm) gently remove supragingival plaque and biofilm while respecting the surrounding tissues.

► PROPHYLAXIS POWDER INTENSE



► effective for extrinsic stains

Sodium bicarbonate (particle size $<120 \mu\text{m}$) is the gold standard for removing extrinsic stains. Effectively removes bacterial biofilms above the gums and stains on the enamel surface

FEATURES



TOUCH PANEL

- ergonomics of control
- easy cleaning



SUPRAGINGIVAL USE

For comfortable cleaning of supragingival, enamel covered dental surfaces with traditional sodium bicarbonate powder.



SUBGINGIVAL USE

For gentle cleaning of subgingival dental surfaces up to 5 mm pocket depth, restorations and implant surfaces with innovative glycine powder.



SUBGINGIVAL PERIO TIP

For gentle cleaning of periodontal pockets greater than 5 mm depth. The disposable sterile Subgingival Perio Tip is flexible and is easily attached by hand.



REMOVABLE POWDER CHAMBERS

Both powder chambers can easily be removed for cleaning.



CLOGGING PROTECTION

Once the unit is switched on, the tubing remains clean by a consistent stream of light air.



PERIO FUNCTION

Reduces the air pressure for safe subgingival use of glycine powder.



SPRAY NOZZLE

- just a click to connect
- fully sterilizable, 360° rotating head
- powder and water travel separately
- the water surrounds the jet of powder and air to prevent powder dust



SILICONE PROTECTOR

- protects teeth
- prevents any pollutant entry
- detachable
- fully sterilizable



TRANSPARENT POWDER CHAMBER CAP

Permanent control of the remaining powder.



ERGONOMIC TWIST GRIP AT THE POWDER CHAMBER CAP


Easily opens and closes.













REFILL FUNCTION

Releases the air pressure of the powder chambers, without switching the unit off. Allows to open or remove the powder chambers, for a fast and efficient refill and maintenance.



	CLEAN/FLUSH FUNCTION The clean function is activated at the press of a button: the air and water tubes will be cleaned automatically.	
	PRESSURE CONTROLLER <ul style="list-style-type: none"> • enables air input pressures between 4 and 8 bars • enables water input pressures between 1 and 6 bars 	
	CONDENSATE SEPARATOR Ensures dry air.	
	WATER FILTER <ul style="list-style-type: none"> • prevents the passage of suspended particles • water filter is easy to clean without needing any tools 	
	HEATED WATER The water will be heated to a physiologically comfortable temperature.	
	BOTTLE SYSTEM <ul style="list-style-type: none"> • flexible use of medicinal solutions • upright positioned (no leakages) • easy connection 	

FEATURES		
	LED HANDPIECE <ul style="list-style-type: none"> • 360° rotatable light, • focus at the insert edge regardless of the insert shape • prevents the “fog” effect due to the cavitation of the irrigation, no dazzling 	
	SOFT MODE Whenever needed mectron's innovative SOFT MODE reduces the amplitude of the ultrasound oscillations to allow the insert to move gently and efficiently. The result: treatment efforts are met perfectly – sensitive patients are treated nearly painless and with maximum comfort.	
	PULSE MODE The PULSE MODE (combi touch, level 5 of restorative function) transforms the traditional sine wave formed ultrasound oscillation (standard function) to a new profile, characterized by specific power peaks, which results in an optimized performance for extractions and prosthetics.	
	APC (AUTOMATIC PROTECTION CONTROL) <ul style="list-style-type: none"> • recognizes deviations automatically • stops ultrasound and flow of liquid in less than 0.1 seconds • shows cause of the interruption on the display 	
	FEEDBACK SYSTEM <ul style="list-style-type: none"> • constant and optimal tuning of insert movement • automatically detects and adjusts the necessary power according to the clinical need • user intervention simplified to the push of the foot pedal 	



WE ♥ PROPHYLAXIS



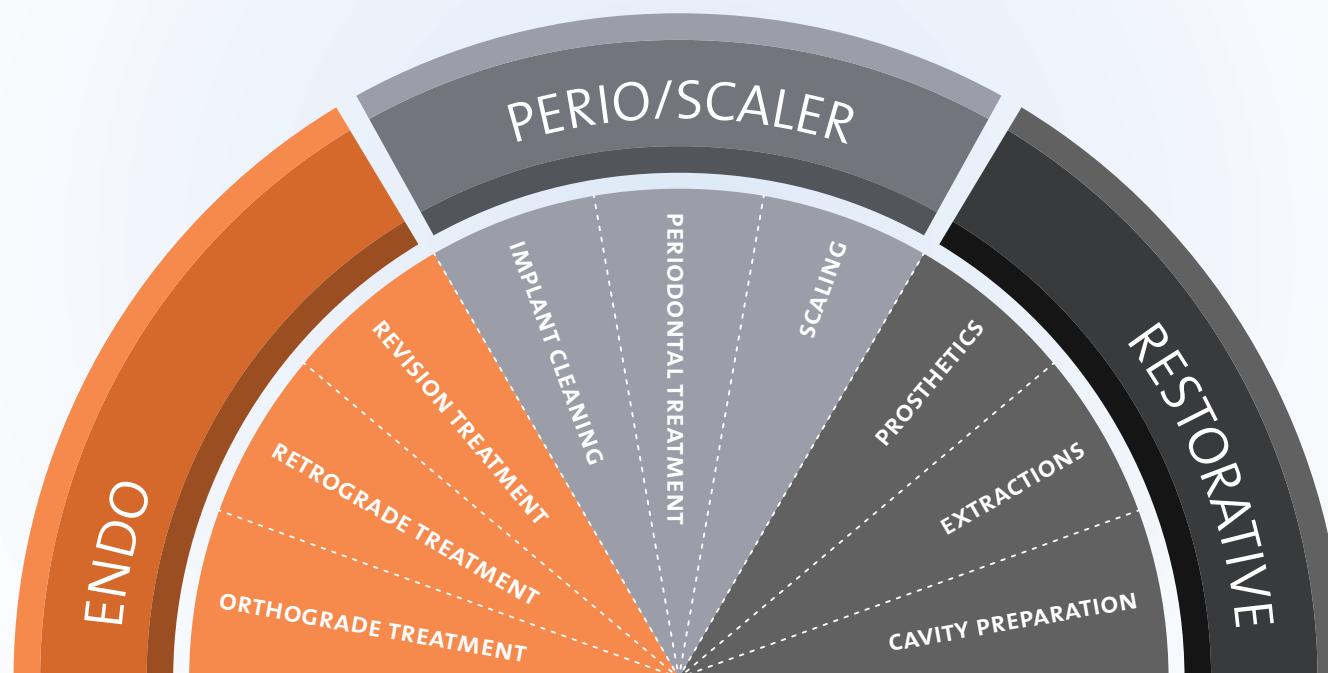
MULTIPIEZO PRO *touch*

■ stop limited options

At some point, every ultrasound unit reaches its limit – whether it is due to power, the equipment available or the variety of treatments it has been built for.

► start endless possibilities

The multipiezo pro *touch* comes with the widest range of indications in the market – from calculus to caries, from endodontics to periodontics, from extractions to restorations. It is perfectly indicated for many types of oral treatment challenges that are seen in daily practice.



► two handpieces

The two LED handpieces guarantee full flexibility – e.g. you can use both the right and left curved perio anatomic inserts without changing the inserts by simply selecting the second handpiece.

► pulse mode

The PULSE MODE transforms the ultrasound oscillation to a new profile – which results in an optimized performance for extractions and prosthetics.

► two 500 ml bottles

The 2-bottle-system lets you use two different liquids (e.g. sodium hypochlorite in endo or chlorhexidine in perio) without having to change bottles.





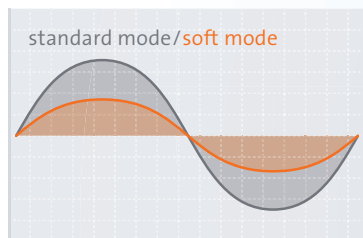
MULTIPIEZO *touch* + MULTIPIEZO *white*

■ stop painful

When it comes to sensitive patients and subgingival scaling, one thing is of maximum importance: minimize discomfort. At the same time, you need powerful insert movement for ideal results.

► start beautiful

The solution: the innovative multipiezo SOFT MODE. It reduces the amplitude of ultrasound oscillations in order to produce a gentle and efficient insert movement and allows for the first time nearly painless but 100 % effective treatments – for 100% beautiful results.



► irrigation system

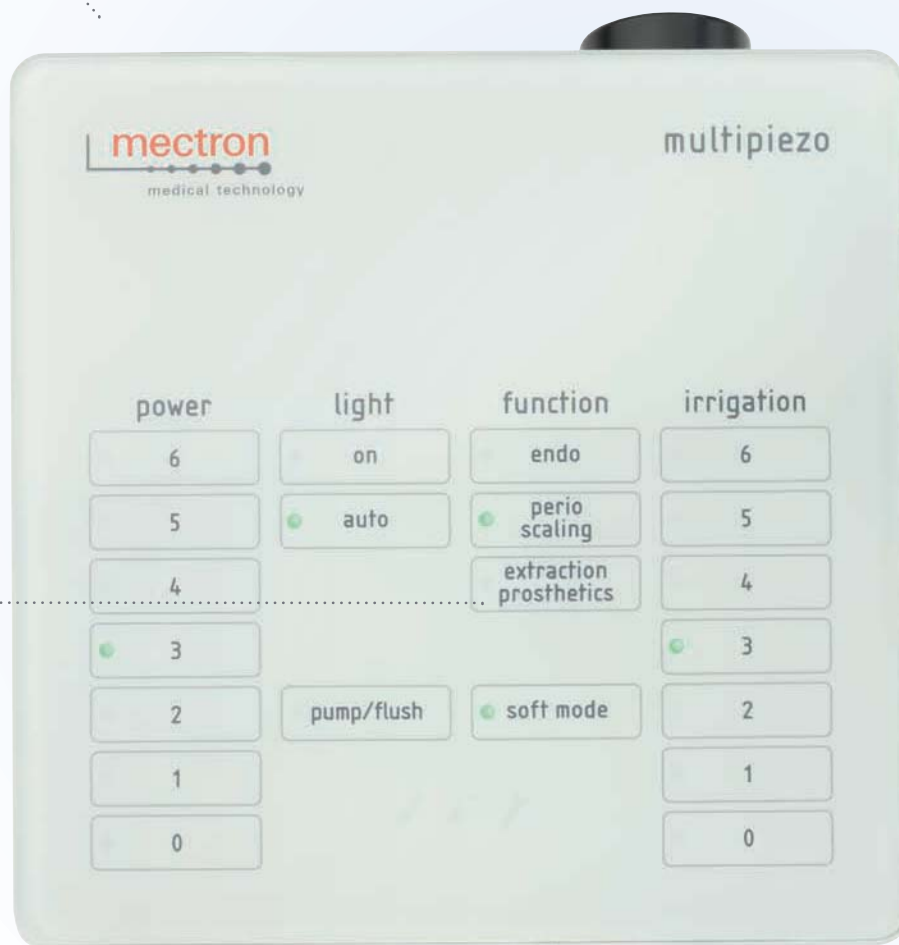
The irrigation system with its illuminated 500 ml bottle prevents any dripping and leaking. Thanks to an optional water connection kit, the multipiezo can easily be connected to the dental practice's fixed water line.

► ergonomic touch panel

Due to the ergonomic touch panel, you control every function as fast and intuitive as never before – and at the same time clean and disinfect the device in literally no time.

► pulse mode

The PULSE MODE transforms the ultrasound oscillation to a new profile – which results in an optimized performance for extractions and prosthetics.



► led handpiece

The 360° rotatable LED cone of the handpiece lets you set the light focus on the insert tip in every situation – regardless of the insert shape.





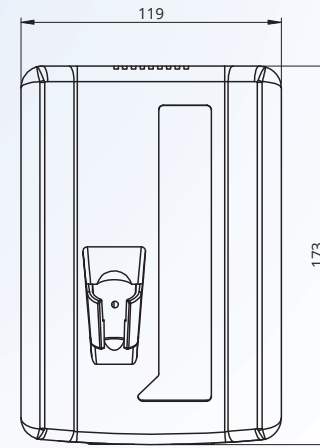
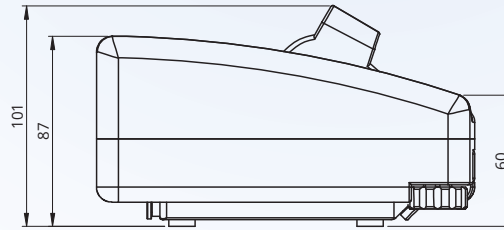
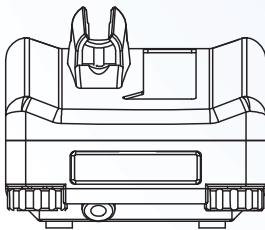
MICROPIEZO S

■ stop broken down

When it comes to your ultrasound unit, cheap is not always economical: even if the only thing you want to do with it is scaling, you simply won't save anything if you have to buy a new unit every 12 months.

▶ start profitable

Well then, start something really profitable: the micropiezo s is your new powerful scaling unit at a reasonable price – with the well-known mectron quality already built in.



Units of measurement in mm.

► water filter

The water filter prevents the passage of suspended particles – and can be cleaned easily thanks to its accessibility.



► fixed water line

With the fixed water line in the micropiezo s there is no need to refill your bottles.

► check function

The “check” signal flashes to indicate wear or incorrect fitting of an instrument or any handpiece or handpiece-cord defects, additionally, power and liquid supply of the unit will be immediately stopped.





COMPACT PIEZO P2K + COMPACT PIEZO LED

■ stop no space left

There is simply no space left in your practice rooms – and your large scaling unit is one of the reasons for that?

► start no space needed

What if you needed no space at all for this unit? The compact piezo P2K and the compact piezo LED are powerful scaling units which can easily be integrated into nearly every dental chair – and then be operated simply via its controls.

► high precision

The ultrasound performance can be controlled perfectly due to its electronic feedback system.

► handpiece

The handpiece is made of titanium and Radel – which makes it 100 % sterilizable.




► **soft mode**

The SOFT MODE guarantees a perfectly gentle but still efficient insert movement.



► **rotatable LED cone**

The 360° rotatable LED cone lets you set the light focus on the insert tip in every situation – in order to avoid the “smog effect” which occurs when the light beam encounters the fog of a fluid.





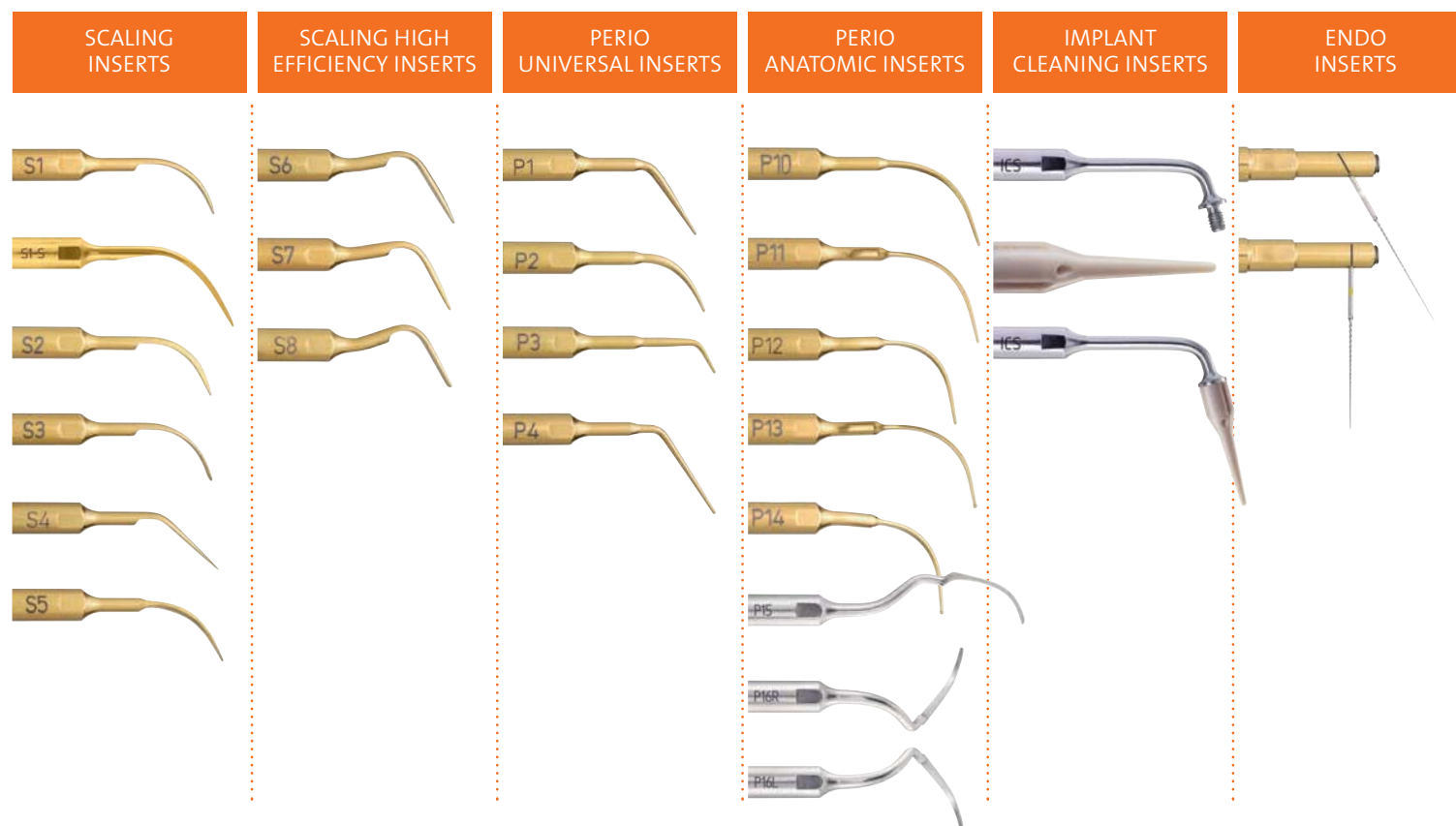
INSERTS

■ stop only for scaling




























You have to deal with countless indications and treatments everyday – however the inserts offered by most dental brands are limited to scaling only.

► start suitable for everything

Therefore, we offer you an unequaled variety of inserts – for every indication, every treatment, and every situation you will face in your daily practice.





ENDO REVISION INSERTS	ENDO RETRO INSERTS	EXTRACTION INSERTS	CROWN PREP TIPS	CAVITY MARGIN INSERTS	RESTORATIVE INSERTS	
    	   	   	  	  	   	   

FEATURES




TOUCH PANEL

- ergonomics of control
- easy cleaning




LED HANDPIECE

- 360° rotatable light,
- focus at the insert edge regardless of the insert shape
- prevents the “fog” effect due to the cavitation of the irrigation, no dazzling



SOFT MODE

Whenever needed mectron's innovative SOFT MODE reduces the amplitude of the ultrasound oscillations to allow the insert to move gently and efficiently. The result: treatment efforts are met perfectly – sensitive patients are treated nearly painless and with maximum comfort.



PULSE MODE

The PULSE MODE (multipiezo pro and multipiezo *touch*, level 6 of restorative function, multipiezo *white* level 6 of extraction/prosthetics function) transforms the traditional sine wave formed ultrasound oscillation (standard function) to a new profile, characterized by specific power peaks, which results in an optimized performance for extractions and prosthetics.



APC (AUTOMATIC PROTECTION CONTROL)


- recognizes deviations from standard functioning automatically
- stops power and liquid in less than 0,1 seconds
- shows cause of the interruption on the display





FEEDBACK SYSTEM

- constant and optimal tuning of insert movement
- automatically detects and adjusts the necessary power according to the clinical need
- user intervention simplified to the push of the foot pedal




CLEAN/FLUSH FUNCTION

- cleans irrigation line automatically
- activated by pressing a dedicated button



BOTTLE SYSTEM

- flexible use of medicinal solutions
- upright positioned (no leakages)
- easy connection



WATER CONNECTION KIT (optional)

- for connection to a fixed water line, secure and flexible
- no further installations beside a waterline are necessary





STARLIGHT UNO

■ stop too heavy

Curing composites can become hard work. 10, 20, sometimes still 40 seconds can feel incredibly long if your polymerization light weighs too much.

► start featherweight

Only 77 g and simple handling thanks to the one-button control – discover a new world of powerful light curing.



► 3 Watt LED

Works with selected high efficiency 3 Watt LEDs with a light intensity of more than 1.500 mW/cm²

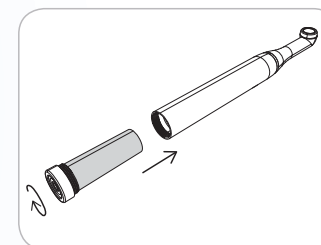
► lightweight

Only 77 g.



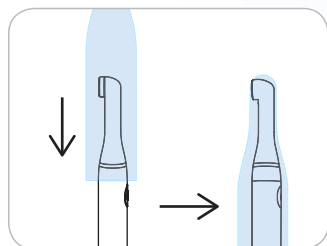
► removable lithium-ion battery

The removable lithium-ion battery provides you with 240 working cycles of 10 seconds.



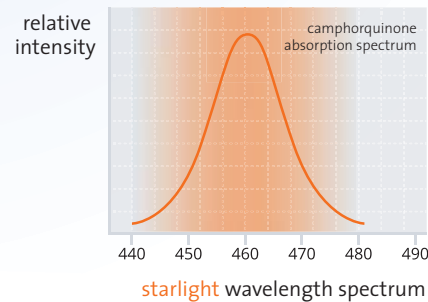
► protective sleeves

Protective sleeves avoid direct lamp contamination.



► light spectrum

The light spectrum from 440 to 480 nm is focused on camphorquinone, a photoinitiator used in 98 % of dental materials.





STARLIGHT PRO + STARLIGHT ORTHO

■ stop too complex

Many polymerization units are difficult to adjust and complicated in their handling – which makes it really hard to integrate them into your workflow.

► start to work

Well, what about just starting to work? Due to its cordless design, you can use the lightweight starlight pro and starlight ortho wherever you want to – and its one-button-handling couldn't be any easier.



► starlight ortho

Designed for the special needs of orthodontists

- cures all current materials used in orthodontics efficiently and fast
- exposure times of 5 sec and 10 seconds
- allows curing of a few brackets up to a whole quadrant, with the push of one button

► lithium-ion battery

The lithium-ion battery provides you with 320 working cycles of 10 seconds - after only 90 minutes of charging.



► click-clack connection

Exclusive connection in metal ensures an optimal light beam transmission.



► lightweight

Only 105 g.



► high performance level

The power of more than 1.400 mW/cm² lets you harden a 2-mm thick layer in only 10 seconds.

► optical fiber

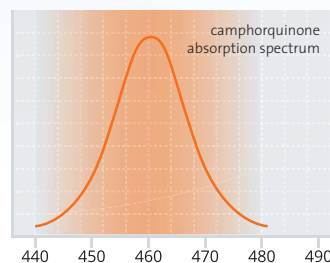
The sterilizable optical fiber (8 mm) is made of many single threads for maximum light power.



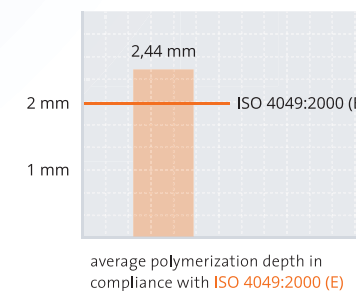
► light spectrum

The light spectrum from 440 to 480 nm is focused on camphorquinone, a photoinitiator used in 98 % of dental materials.

relative intensity



starlight wavelength spectrum





STARLIGHT S + STARLIGHT S SLER®

■ stop hide-and-seek

An everyday situation: You need the curing light - but who used it last?
And most important: in which of all the different drawers can you find it?

▶ start plug-and-cure

The solution: starlight s and starlight s sler®. Both units can easily be built into your dental unit and are simply placed in the handpiece holder – exactly where you need them.

▶ ergonomic handpiece

The handpiece weighs only 75 g – and can simply be placed in the quiver.



▶ two curing modes

The starlight s comes with two different curing modes: 10 s fast curing and 20 s slow rise (soft start) can easily be adjusted in every situation.

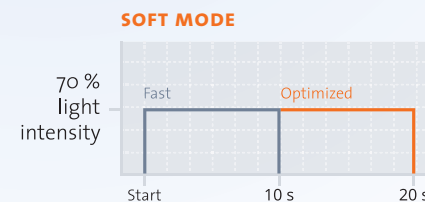
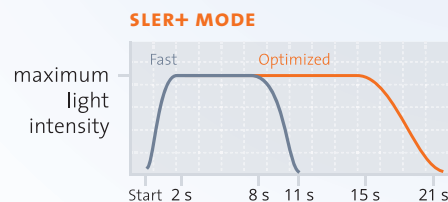
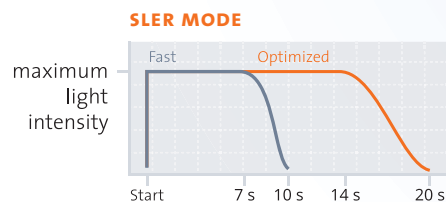


► six operating modes

The operating modes are selected by pressing the „mode” button. Depending on how long the “start” button will be pressed, either the short or the long cycle starts. The chosen mode is indicated by LED.

► sler® technology

sler® stands for “soft light energy release”, a slow decrease of light intensity at the end of the cycle. This technology modulates and controls the temperature and shrinkage of the composite, improving its mechanical properties.

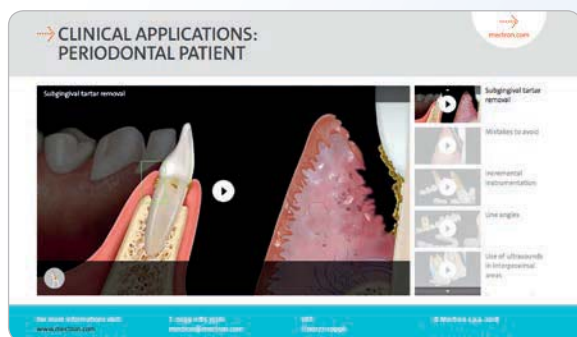




WWW.WE-LOVE-PROPHYLAXIS.COM

Welcome to the prophylaxis world by Mectron!

As emotional as it gets: we really love what we are doing, we love the beautiful results, we have a deep passion for our work and we want to share that with you!

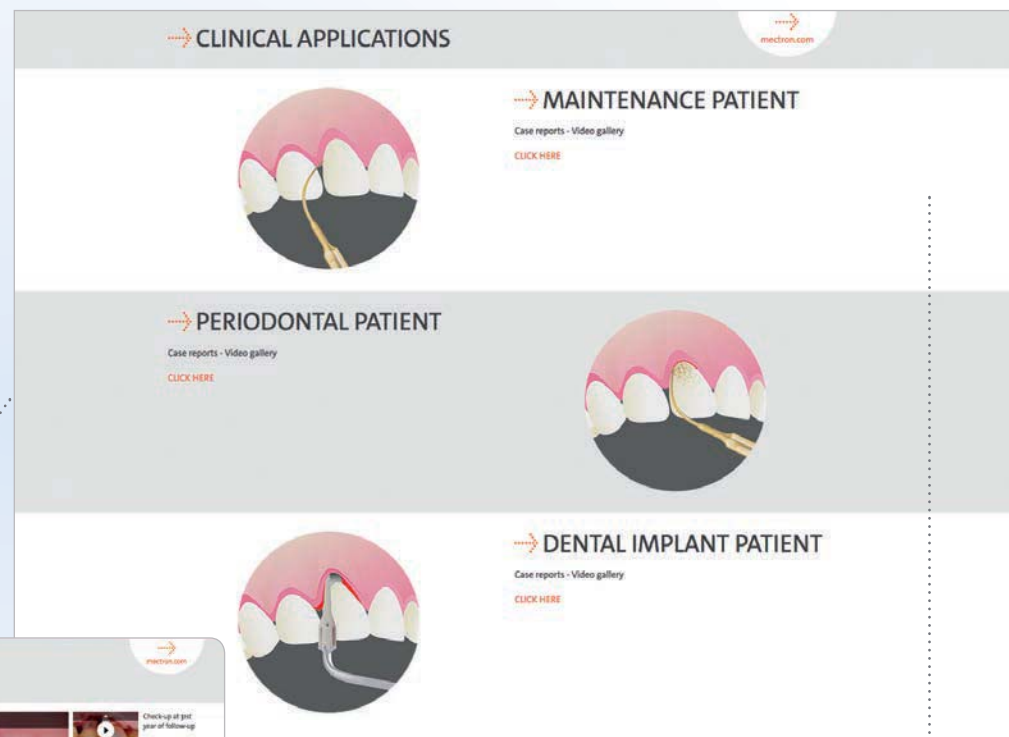


► new website

Visit the website www.we-love-prophylaxis.com a new tool dedicated to the prophylaxis from clinical point of view.



CLINICAL APPLICATIONS



► clinical applications

Discover the latest clinical videos and animations allowing an easy orientation about the endless possibilities ultrasonics and air polishers are offering.

SCIENTIFIC RESEARCH

SCIENTIFIC RESEARCH

The present collection of scientific abstracts and clinical case reports gives you an overview of the existing evidence for Mectron ultrasonic and air-polishing devices. Many clinicians and specialists have been involved in the clinical and scientific validation of the ultrasonic and air-polishing devices with piezoelectric technology. Today, a continuously growing number of publications confirm the clinical benefits of the ultrasonics and air-polishers in prophylaxis:

- Wide range of indications
- Maximum comfort for the patient
- Maximum performance for the clinician

With the clinical proof statement of these benefits, the use of ultrasonics and air-polishers has defined a new dimension in the prophylaxis field.

SCIENTIFIC ARTICLES

[CLICK HERE](#)

CASE REPORTS

[CLICK HERE](#)

CLINICAL PROTOCOLS

[CLICK HERE](#)

SCIENTIFIC RESEARCH: SCIENTIFIC ARTICLES

SCIENTIFIC ABSTRACTS RELATED TO THE USE OF THE ULTRASOUND TECHNOLOGY IN PROPHYLAXIS

Research, Science and Therapy Committee of the American Academy of Periodontology

C.L. Drury, D.S. Cochran, T. Brister, D.S. Buser, R.E. Cohen, P. Demerutis, J.R. Fink, C. Gorenberg, J. Hirsch, M. Jovanovic, L. Korman, A. L. L. L. L.

[CLICK HERE TO DOWNLOAD \(PDF file\)](#)

NON-SURGICAL PERIODONTAL THERAPY

Markus Rönner

indications, risks and clinical protocols related to these two additional treatments.

[CLICK HERE TO DOWNLOAD \(PDF file is included\)](#)

► scientific research

Visit the scientific research section including scientific papers, case reports, and clinical protocols realized in close collaboration with the main national and international prophylaxis and periodontal specialists.

SCIENTIFIC RESEARCH: CASE REPORTS

A PROTOCOL FOR FOLLOW-UP VISIT POST-IMPLANT PLACEMENT

Laura Pardo

Article published for the first time on "Dentalimplantology" n° 40, last of September 2017 (all rights reserved)

[CLICK HERE TO DOWNLOAD \(PDF file is included\)](#)

LA TERAPIA IMPLANTARE, OPZIONE TERAPEUTICA PER UN CANINO INCLUSO E IL MANTENIMENTO CON APPROCCIO TAILOR-MADE

Cristina Maria Nardi, Roberto Casati, Elga Rappone, Roberto Casati

Article published for the first time on "Importance of the Tailor-Made" n° 100 - May 2017

[CLICK HERE TO DOWNLOAD \(PDF file is included\)](#)



► MECTRON S.P.A.

via Loreto 15/A, 16042 Carasco (Ge), Italia
tel +39 0185 35361, fax +39 0185 351374
www.mectron.com, mectron@mectron.com

© Copyright mectron S.p.A., Carasco, Italy
All rights reserved. Texts, pictures and graphics of mectron brochures are protected by copyright and other protection laws. Without written approval of mectron S.p.A. the contents may not be copied, distributed, changed or made available to third parties for commercial purposes.

DEP1034EN1806

